

APPLICATION FOR OUTDOOR/PERIMETER PESTS (Cont)	
<b>Hornets, wasps, and yellow jackets</b>	Use Rate: 0.15% - - 0.54 fl oz (16 milliliters) of Temprid SC Insecticide per gal of water. Make pin stream applications directly to the nests. To help avoid stings treat nests in the evening when the insects are inside the nest. Remove and destroy treated nests to prevent emergence of newly hatched insects. If removal is not possible, retreat nests if necessary.
<b>Occasional invaders</b> Boxelder bugs, elm leaf beetle, and other listed pests	Apply directly to insects that have congregated around doors and windows and similar areas where they may enter structures. Apply perimeter treatment as described above. For best results, treat infested trees and shrubs early in the season. Tree spraying may require ornamental license – check with your local regulator.
<b>Centipedes, millipedes, pill bugs, sow bugs, spring-tails, etc.</b>	Apply perimeter treatment to reduce the number of insects from entering the structure. Thoroughly treat mulched areas. Correcting moisture problems around the structure will reduce pest pressure.
<b>Fire Ants</b>	<u>Use Rate:</u> 0.15% - - 0.54 fl oz (16 milliliters) of Temprid SC Insecticide per gal of water. Thoroughly drench or inject the entire mound. When using injection treatment, you must treat the bottom of the mound. Apply dilution or foam using a downward and upward motion of the injector tool. For complete distribution, inject in several points throughout the mound. Treat new mounds as they appear. • <b>Do not</b> use in pastures or areas of food crop production.
<b>Fleas &amp; ticks</b> (Including ticks that may transmit Lyme Disease and Rocky Mountain Spotted fever)	For ticks, treat likely harborage areas like along paths, tall grass and other vegetation. For fleas, concentrate treatments in areas where pets are known to rest, as these areas are larval breeding hot spots. Treat the entire area where these pests could be present. Fleas and ticks may be re-introduced from surrounding areas by host animals.
<b>House flies and Cluster flies</b>	Apply low-volume mist or spray to outside surfaces of buildings, porches, patios, garages, fences, and other areas where house flies rest. Cluster flies: Treat in late summer or fall, just before cluster flies begin looking for winter shelter. Spray siding, eaves, around windows and doors, window screens, and attics. To help reduce infestations, treat cracks and crevices, attics and other indoor winter hiding places.
<b>Mosquitoes</b>	Treat with spray or mist around landscape plants, turf and ground cover, under decks, around building foundations and other places where mosquitoes may rest.
<b>Scorpions</b>	Treat around piles of firewood and other areas where scorpions may hide. When possible, remove piles of materials that can harbor the pests. Apply a perimeter treatment. Do not treat firewood with this product.

WOOD-INFESTING PESTS			
Drywood termites	Beetles (con't)	Beetles (con't)	Carpenter ants
Beetles	- False powderpost	- Ambrosia beetles	
- Lyctid or powder post	- Old house borers	- Bark beetles	Carpenter bees
- Anobiid or deathwatch	- Wharf borers		
<b>Where To Apply</b>	• For treatment of wood infested with, or subject to infestation by, wood-infesting pests • Apply where pests have been seen or found, or can find shelter.		
<b>Use Rate</b>	• 0.075% -- 0.27 fl oz (8 milliliters) of Temprid SC Insecticide per gal of water.		
<b>How To Apply</b> (also see Application section)	• Apply spray or foam as described in application section. • Treatment dilutions may also be applied to wood surfaces by paint brush or rollers. • Avoid contact with treated surfaces until dry.		
<b>When To Apply</b>	• When pests are seen or found. • Re-apply every 7 to 10 days if needed.		
<b>Foam Applications</b>	• Mix end-use dilution with manufacturer's recommended volume of foaming agent.		

APPLICATION FOR WOOD-INFESTING PESTS	
<b>Drywood termites &amp; wood-infesting beetles</b>	<u>Galleries and structure voids:</u> Treat by applying sprays, mists, or foams. Locate galleries by using visual signs (frass or pellets, blistered wood, emergence or clean out holes), the presence of live insects, mechanical sounding techniques, or listening devices (e.g., stethoscopes, acoustic emission detectors). Penetrate the gallery system by drilling holes to receive the injector tip or treatment tool. Distribute drill holes to adequately cover the gallery system. Apply as a low pressure spray (do not exceed 50 psi at nozzle tip) or by misting or, where appropriate, by foaming. It is not necessary to treat to the point where runoff is detected from adjacent holes. • Avoid drilling where electrical wiring, plumbing lines, etc. are located. • Do not apply where electrical shock hazards exist. • Drill holes in commonly occupied areas must be sealed after treatment. <u>Wood surfaces:</u> Treat by spray or mist or, where appropriate, foam applications. For inaccessible surfaces, drill and treat the interior of structural voids. Surfaces treated may include exposed wooden surfaces in crawlspaces, basements, or attics, wooden exterior surfaces such as decks, fencing, or siding, structural voids, channels in damaged wood, in spaces between wooden members of a structure, and junctions between wood and foundations. Apply by brushing or as a coarse, low pressure spray (do not exceed 50 psi at nozzle tip) to the wood surface; apply sufficient volume to cover the surface to the point of wetness, but avoid applying to the point of runoff. When spraying wood surfaces overhead in living areas, cover surfaces below the treated area with plastic sheeting or similar material. Avoid contact with treated surfaces until spray deposits have dried.

APPLICATION FOR WOOD-INFESTING PESTS (Cont)	
<b>Carpenter ants</b>	Homes and other structures: Apply around doors and windows and other places where carpenter ants may enter. Spray or foam into cracks & crevices, or spray, mist or foam through small drilled holes into voids where ants or nests are present. Use enough spray or foam to cover the area. Inside trees, utility poles, fencing and decking materials and similar structural members, drill to find the interior infested cavity and inject spray, mist or foam using a treatment tool with a splashback guard. <u>Tunneling in soil:</u> Apply as a soil drench or inject the dilution or foam in the soil at intervals of 8 to 12 inches. Use 1 gal of dilution per 8 sq ft. Treat along the edge of walls, driveways or other hard surfaces where ants are tunneling beneath the surface. <u>Protecting firewood from carpenter ants:</u> Treat soil beneath firewood before stacking at 1 gal of dilution per 8 sq ft. • <b>Do not</b> treat firewood with this product. It is recommended to remove or prune away any shrubbery, bushes, and tree branches touching the structure. Vegetation touching the structure may offer a route of entry for ants into the structure. This may allow ants to inhabit the structure without coming in contact with the treatment.
<b>Carpenter bees</b>	<u>In or on structures:</u> Apply as a spray or mist, or sufficient volume of foam, directly into gallery entrance holes. Leave entrance open to be sure that returning adult bees are killed. When there is no longer any insect activity, the entrance hole may be sealed with a suitable sealant. Exterior wood surfaces may be treated by general surface application to prevent nest cavity excavation by adult carpenter bees.

STORAGE AND DISPOSAL	
Do not contaminate water, food or feed by storage or disposal.	
<b>PESTICIDE STORAGE</b>	Mix as needed. Store in original container in a secured dry storage area. Avoid extremes in temperatures. Prevent cross-contamination with other pesticides and fertilizers. If the container is leaking and/or material is spilled, on floor or paved surfaces, absorb on sawdust or other commercially available absorbing material, sweep up and remove to chemical waste area for your disposal. Concentrate is stable at normal storage temperatures.
<b>PESTICIDE DISPOSAL</b>	Wastes resulting from the use of this product may be disposed of on site or at an approved waste disposal facility.
<b>CONTAINER DISPOSAL</b>	Non-refillable container. Do not reuse or refill this container. Offer for recycling, if available. Triple rinse container (or equivalent) promptly after emptying. Triple rinse as follows: Empty the remaining contents into application equipment or a mix tank and drain for 10 seconds after the flow begins to drip. Fill the container 1/4 full with water and recap. Shake for 10 seconds. Pour rinsate into application equipment or a mix tank or store rinsate for later use or disposal. Drain for 10 seconds after the flow begins to drip. Repeat this procedure two more times. If recycling is not available, puncture and dispose of in a sanitary landfill or by incineration, or if allowed by state and local authorities, by burning. If burned stay out of smoke. If partly filled: Call your local solid waste agency for disposal instructions. Never place unused product down any indoor or outdoor drain.

APPENDIX	
<b>Use Temprid SC Insecticide as a general surface (outdoors only), spot, mist, or crack and crevice treatment. Permitted areas of use include the following buildings, structures, and modes of transport:</b>	
• apartment buildings • bakeries* • bottling facilities* • breweries* • buses • cafeterias* • candy plants* • cereal processing and manufacturing plants* • correctional facilities, • dairies and dairy product processing plants* • frozen food plants* • grain mills*	• granaries* • greenhouses (structures only) • hospitals* • hotels • houses • industrial buildings • kitchens* • laboratories • livestock housing • pet kennels • manufacturing establishments • mausoleums • meat and produce canneries* • nursing homes* • pickle factories* • poultry houses • processing and packing plants* • restaurants* • schools* • spice plants* • stores • warehouses • wineries and similar structures* • transportation vessels such as buses, trucks, trailers, rail cars, and marine vessels
For indoor applications at these sites (*), observe the following restrictions: • Do not apply in food/feed areas of food and feed handling establishments. • Do not apply broadcast treatments to floors or floor coverings. • Do not apply in hospital and/or nursing home rooms while they are occupied. • Do not apply in classrooms while they are occupied. • Do not apply as a space spray. • Do not allow excessive dripping or run-off to occur from vertical or overhead surfaces. • Do not apply where electrical short circuits can occur; use a dust or dry bait in these areas. • Do not apply to furniture or upholstery where prolonged contact with humans will occur.	

**IMPORTANT: READ BEFORE USE**  
Read the entire Directions for Use, Conditions, Disclaimer of Warranties and Limitations of Liability before using this product. If terms are not acceptable, return the unopened product container at once. By using this product, user or buyer accepts the following Conditions, Disclaimer of Warranties and Limitations of Liability.

 Produced for:  
**Bayer Environmental Science**  
A Business Group of Bayer CropScience LP  
2 T. W. Alexander Drive  
Research Triangle Park, NC 27709

**CONDITIONS:** The directions for use of this product are believed to be adequate and must be followed carefully. However, it is impossible to eliminate all risks associated with the use of this product. Crop injury, ineffectiveness or other unintended consequences may result because of such factors as weather conditions, presence of other materials, or the manner of use or application, all of which are beyond the control of Bayer CropScience LP. All such risks shall be assumed by the user or buyer.

**DISCLAIMER OF WARRANTIES:** TO THE EXTENT CONSISTENT WITH APPLICABLE LAW, BAYER CROPSCIENCE LP MAKES NO OTHER WARRANTIES, EXPRESS OR IMPLIED, OF MERCHANTABILITY OR OF FITNESS FOR A PARTICULAR PURPOSE OR OTHERWISE, THAT EXTEND BEYOND THE STATEMENTS MADE ON THIS LABEL. No agent of Bayer CropScience LP is authorized to make any warranties beyond those contained herein or to modify the warranties contained herein. TO THE EXTENT CONSISTENT WITH APPLICABLE LAW, BAYER CROPSCIENCE LP DISCLAIMS ANY LIABILITY WHATSOEVER FOR SPECIAL, INCIDENTAL OR CONSEQUENTIAL DAMAGES RESULTING FROM THE USE OR HANDLING OF THIS PRODUCT.

**LIMITATIONS OF LIABILITY:** TO THE EXTENT CONSISTENT WITH APPLICABLE LAW, THE EXCLUSIVE REMEDY OF THE USER OR BUYER FOR ANY AND ALL LOSSES, INJURIES OR DAMAGES RESULTING FROM THE USE OR HANDLING OF THIS PRODUCT, WHETHER IN CONTRACT, WARRANTY, TORT, NEGLIGENCE, STRICT LIABILITY OR OTHERWISE, SHALL NOT EXCEED THE PURCHASE PRICE PAID, OR AT BAYER CROPSCIENCE LP'S ELECTION, THE REPLACEMENT OF PRODUCT.

Bayer (reg'd), the Bayer Cross (reg'd), Temprid™ and Backed by Bayer™ are trademarks of Bayer.



TEMPRID™ SC

Insecticide

Intended For Use by Pest Management Professionals and Commercial Use Only.

**ACTIVE INGREDIENT:**  
Imidacloprid, 1-[(6-Chloro-3-pyridinyl)methyl]-N-nitro-2-imidazolidinimine .....21.0%  
β-Cyfluthrin, Cyano(4-fluoro-3-phenoxyphenyl)methyl 3-(2,2-dichloroethenyl)-2,2-dimethylcyclopropanecarboxylate... 10.5%  
**OTHER INGREDIENTS:** .....68.5%  
100.0%

EPA Reg. No. 432-1483  
EPA Est. No. 432-TX-1

STOP - Read The Label Before Use.  
Keep out of reach of children.  
**CAUTION**

**Net Contents**  
**400ml**  
79523475  
79545789 090320B

**BACKED**  
by **BAYER™**

FIRST AID	
<b>If on skin:</b>	<ul style="list-style-type: none"><li>• Take off contaminated clothing.</li><li>• Rinse skin immediately with plenty of water for 15 to 20 minutes.</li><li>• Call a poison control center or doctor for treatment advice.</li></ul>
<b>If in eyes:</b>	<ul style="list-style-type: none"><li>• Hold eye open and rinse slowly and gently with water for 15 to 20 minutes.</li><li>• Remove contact lenses, if present, after the first 5 minutes, then continue rinsing eye.</li><li>• Call a poison control center or doctor for treatment advice.</li></ul>
<b>If swallowed:</b>	<ul style="list-style-type: none"><li>• Call a poison control center or doctor immediately for treatment advice.</li><li>• Have person sip a glass of water if able to swallow.</li><li>• Do not induce vomiting unless told to do so by a poison control center or doctor.</li><li>• Do not give anything to an unconscious person.</li></ul>
Have the product container or label with you when calling a poison control center or doctor or going for treatment. The Bayer Environmental Science Emergency Response Telephone No. is 1-800-334-7577.	
<b>Note To Physician:</b> No specific antidote is available. Treat the patient symptomatically.	

**PRECAUTIONARY STATEMENTS**  
**HAZARDS TO HUMANS AND DOMESTIC ANIMALS**  
**CAUTION**

Harmful if absorbed through skin. Harmful if swallowed. Causes moderate eye irritation. Avoid contact with skin, eyes or clothing. Wash thoroughly with soap and water after handling and before eating, drinking, chewing gum or using tobacco. Wear long-sleeved shirt and long pants, socks, shoes, and gloves. Remove contaminated clothing and wash before reuse.



**ENVIRONMENTAL HAZARDS**

This pesticide is extremely toxic to wildlife, fish and aquatic invertebrates. Do not apply directly to water, to areas where surface water is present or to intertidal areas below the mean high water mark. Drift and run-off from treated areas may be hazardous to aquatic organisms in neighboring areas. Do not contaminate water when disposing of equipment wash waters. Care should be used when spraying to avoid fish and reptile pets in/around ornamental ponds. This product is highly toxic to bees exposed to direct treatment or residues on blooming crops or weeds. Do not apply this product or allow it to drift to blooming crops if bees are visiting the treatment area.

**NOTE: Not for Sale, Use, or Distribution in or into Nassau, Suffolk, Queens or King Counties, New York.**

PRO FACTS	
<ul style="list-style-type: none"><li>• <b>Two modes of action</b></li><li>• <b>Contact activity &amp; systemic action</b></li><li>• <b>Quick knockdown &amp; residual control</b></li><li>• <b>Low odor</b></li><li>• <b>Non-staining</b></li><li>• <b>No phytotoxicity on a wide range of ornamentals</b></li></ul>	
<b>Temprid™ SC Insecticide</b>	<ul style="list-style-type: none"><li>• Temprid SC Insecticide is a suspension concentrate formulation of two insecticide active ingredients, imidacloprid and β-cyfluthrin. One gallon of this product contains 2 lbs of imidacloprid and 1 lb of β-cyfluthrin.</li><li>• Shake well before using.</li></ul>

*continued*

PRO FACTS (Cont)	
<b>Controls</b>	<ul style="list-style-type: none"><li>• Indoor or General Household Pests</li><li>• Outdoor/Perimeter Pests</li><li>• Wood-Infesting Pests</li></ul> <i>For list of specific insects, see inside.</i>
<b>Where To Apply</b>	Apply where pests have been seen or found, or can find shelter. <ul style="list-style-type: none"><li>• In and around buildings and structures</li><li>• On established landscape ornamentals around residential and commercial properties</li></ul>
<b>Dilution Rates</b>	<ul style="list-style-type: none"><li>• When 0.27 fl oz (8 milliliters) is diluted in one gal of water, the combined active ingredient concentration (0.075%) contains 0.05% imidacloprid and 0.025% β-cyfluthrin.</li><li>• When 0.54 fl oz (16 milliliters) is diluted in one gal of water, the combined active ingredient concentration (0.15%) contains 0.10% imidacloprid and 0.05% β-cyfluthrin.</li></ul>
<b>Mixing Information</b>	<ul style="list-style-type: none"><li>• Mix the appropriate amount of Temprid SC Insecticide with water.</li><li>• Add product when filling spray tank with water; shake or agitate mixture.</li><li>• Diluted spray mixture can be stored overnight. Agitate before using.</li></ul>
<b>How To Apply</b>	<ul style="list-style-type: none"><li>• General surface (outdoors only), spot treatment, and void injections by mist, foam or crack &amp; crevice sprays.</li><li>• Foliar application to established landscape ornamentals.</li></ul>
<b>Re-Apply</b>	<ul style="list-style-type: none"><li>• Every 7 to 10 days, if needed.</li></ul>
<b>Re-Entry</b> 	<ul style="list-style-type: none"><li>• Avoid contact with treated surfaces until dry.</li><li>• People and pets may re-enter after the treated area is dry.</li></ul>
<b>Questions</b> 	For questions or comments, call toll-free 1-800-331-2867

DIRECTIONS FOR USE
It is a violation of Federal law to use this product in a manner inconsistent with its labeling. <b>Do not formulate this product into other end-use products.</b>

INDOOR PESTS
FOR RESIDUAL PEST CONTROL IN BUILDINGS, STRUCTURES, AND MODES OF TRANSPORT Use Temprid SC Insecticide as a spot spray or crack and crevice treatments inside buildings and structures. This includes schools, factories, stores, warehouses, hospitals, food processing facilities (non food/feed areas), and modes of transport. For a list of common facilities where this product may be used, see Appendix.

*continued*

INDOOR PESTS (Cont)				
Ants (excluding Pharaoh's ant) Boxelder bugs Carpet beetles Centipedes Clothes moths Clover mites Cluster fly	Cockroaches Crickets Darkling beetles Dermeestids Earwigs Elm leaf beetles Firebrats Fruit flies	Gnats Hide beetles Hornets House fly Leather beetles Midges Millipedes Moths	Multicolored Asian lady beetles Phorid flies Pill bugs Sciarid flies (fungus gnats) Silverfish Sow bugs	Spiders (excluding brown recluse spiders) Wasps Yellow jackets

<b>Where To Apply</b>	<ul style="list-style-type: none"><li>• Treat where pests have been seen or found, or can find shelter.</li><li>• Use only as a spot spray or crack and crevice or void treatments inside buildings and structures.</li><li>• Treat entry points such as around water pipes, doors, windows, and eaves.</li><li>• Treat areas where pests normally feed or hide such as baseboards, corners, around water pipes, behind or under refrigerators, cabinets, sinks, and stoves.</li><li>• Mist or foam applications can be made behind veneers, piers, and chimney bases, into rubble foundations, into block voids or structural voids, wall voids, under slabs, stoops, porches, or to the soil in crawlspaces, and other similar voids.</li><li>• Spot treat floor or rugs beneath furniture, in closets, and storage areas, but do not apply to entire floor area.</li></ul>
<b>Use Rate</b>	<ul style="list-style-type: none"><li>• 0.075% -- 0.27 fl oz (8 milliliters) per gallon of water</li><li>• 0.15% -- 0.54 fl oz (16 milliliters) per gallon of water</li><li>• Use high rate for severe infestations, faster knockdown, and longer residual.</li></ul>
<b>How To Apply</b> (also see Application For Indoor Pests)	<ul style="list-style-type: none"><li>• Remove or tightly cover fish tanks and disconnect aerators during application.</li><li>• Keep people and pets away from sites of application until treated surfaces are completely dry.</li><li>• Avoid contact with treated surfaces until dry.</li><li>• When treating overhead areas, wear safety glasses, goggles, or face shield and a dust/mist respirator.</li></ul> <p><u>Spot Applications</u></p> <ul style="list-style-type: none"><li>• Use a low-pressure system, (do not exceed 50 psi at nozzle tip) with a fan-type nozzle to apply the dilution uniformly.</li><li>• In the home, all food processing surfaces and utensils should be covered or thoroughly washed following treatment. Cover exposed food or remove from area being treated.</li></ul> <p><u>Spray, Mist, or Foam Crack and Crevice or Void Applications</u></p> <ul style="list-style-type: none"><li>• Spray, mist or foam directly into cracks and crevices or voids where pests or their nests are present. Apply the volume of spray, mist or foam sufficient to cover the area.</li><li>• <u>Spray:</u> Use a low-pressure system, (do not exceed 50 psi at nozzle tip) with a pinpoint, or variable pattern nozzle, or applicator equipment that delivers low volume treatments.</li><li>• <u>Mist:</u> Use appropriate mist generating equipment. Do not allow mist to drift out of void spaces</li></ul>

*(continued)*

<b>How To Apply (Cont)</b>	into commonly occupied areas of the structure. <ul style="list-style-type: none"><li>• <u>Foam:</u> Use appropriate foam generating equipment to supply a sufficient volume of foam. Mix the dilution with manufacturer's recommended volume of foaming agent.</li></ul>
<b>When To Apply</b>	<ul style="list-style-type: none"><li>• When pests are seen or found</li><li>• Re-apply every 7 to 10 days if needed.</li></ul>
<b>Restrictions</b>	<ul style="list-style-type: none"><li>• Do not apply in food/feed areas of food and feed handling establishments.</li><li>• Do not apply broadcast treatments to floors or floor coverings.</li><li>• Do not apply in hospital and/or nursing home rooms while they are occupied.</li><li>• Do not apply in classrooms while they are occupied.</li><li>• Do not apply as a space spray.</li><li>• Do not allow excessive dripping or run-off to occur from vertical or overhead surfaces.</li><li>• Do not apply where electrical short circuits can occur; use a dust or dry bait in these areas.</li><li>• Do not apply to furniture or upholstery where prolonged contact with humans will occur.</li></ul>

APPLICATION FOR INDOOR PESTS	
<b>Crawling Insects</b> Cockroaches, Crickets, Silverfish, Spiders (excluding brown recluse spiders), and other listed pests	Use a coarse, low-pressure spray (do not exceed 50 psi at nozzle tip). Treat entry points such as around water pipes, doors, windows, and eaves. Treat areas where pests normally feed or hide such as baseboards, corners, around water pipes, under refrigerators, cabinets, sinks, and stoves, being sure to spray cracks & crevices. Spot treat floor or rugs beneath furniture, in closets, and storage areas, but do not apply to entire floor area.
<b>Ants</b> (excluding Pharaoh's ant)	Apply to ant trails on walls, tile, baseboards, around pipes, under cabinets, and other places where ants are active. Treat entry points such as windows, doors or sites where utilities enter the structure; also see directions for use in Outdoor/Perimeter Pests section. Treat nests when possible.
<b>Listed Flying Insects</b>	Apply to surfaces where pests collect or rest.

OUTDOOR/PERIMETER PESTS				
Ants (excluding Pharaoh's ant) Boxelder bugs Carpenter ants Centipedes Cockroaches Cluster fly	Clover mites Crickets Earwigs Elm leaf beetle Fire ants Firebrats Fleas	Gnats Ground beetles Hornets House flies Midges Millipedes Mosquitoes	Moths Multicolored Asian lady beetle Pill bugs Scorpions Silverfish Sow bugs	Spiders (excluding brown recluse spiders) Springtails Ticks Wasps Yellow jackets
<b>Where To Apply</b>	<ul style="list-style-type: none"><li>• Apply to surfaces on buildings, porches, patios and other structures, around doors and windows, eaves and attic vents, utility entry points, soffit areas and other exterior openings (including</li></ul>			

5

*(continued)*

OUTDOOR/PERIMETER PESTS (Cont)	
<b>Where To Apply (Cont)</b>	foundation cracks or drilled holes) where these pests enter the structure or where they have been seen or found, or can find shelter. <ul style="list-style-type: none"><li>• To prevent infestation, treat the outside of the structure, to include walls (to a height of 2 to 3 feet), around doors, windows, and soffits where pests are active or may enter or hide. Treat the soil, turf or other ground covering adjacent to the structure (in a band up to 10 feet wide) where pests are seen, have been found, or can find shelter.</li><li>• In ant management programs, apply to flower, shrub or ornamental plant beds where ants may find food or forage.</li></ul>
<b>Use Rate</b>	<ul style="list-style-type: none"><li>• 0.075% -- 0.27 fl oz (8 milliliters) per gal of water</li><li>• 0.15% -- 0.54 fl oz (16 milliliters) per gal of water</li><li>• Always use the 0.15% rate for fire ants, hornets, wasps and yellow jackets.</li></ul>
<b>How To Apply</b> (also see Applications For Outdoor/Perimeter Pests)	<ul style="list-style-type: none"><li>• Apply enough dilution to adequately cover the area without excessive dripping or run-off. Volume can vary depending on the surface type treated. For example, mulch requires more spray than bare soil.</li><li>• For high volume applications, Temprid SC Insecticide may be diluted at lower concentrations and applied in greater volumes of water.</li><li>• When treating overhead areas, wear safety glasses, goggles, or face shield and a dust/mist respirator.</li><li>• Avoid contact with treated surfaces until dry.</li></ul>
<b>When To Apply</b>	<ul style="list-style-type: none"><li>• When pests are seen or found</li><li>• Re-apply every 7 to 10 days if needed.</li></ul>

APPLICATION FOR OUTDOOR/PERIMETER PESTS	
<b>Ants</b> (excluding Pharaoh's ant)	Locate and treat ant nests, if possible. Follow trails of foraging workers, check under objects near the structure, and inspect other likely nest sites. If ants are nesting in the soil, thoroughly drench or inject the nest and surrounding soil. Treat ant trails around windows and doors, along sidewalks, or other areas where seen. Apply a perimeter treatment as described above. Temprid SC Insecticide contains a systemic insecticide (imidacloprid), so foliar application to landscape ornamentals provide locally systemic control of aphids, scale insects, and other plant-sucking insects and limit the production of honeydew (an important food source for ant populations). Apply a very light mist of the dilute spray, and do not allow excess run-off. Treat thoroughly for good coverage including the underside of leaves as these pests often feed or rest there. <b>Aerial Nests:</b> If ant nests are located in tree hollows or non-structural wooden construction (e.g.; posts, fences, decks) treat the interior cavity and/or the nest site by injecting a spray, mist, or sufficient volume of foam. It is recommended to remove or prune away any shrubbery, bushes, and tree branches touching the structure. Vegetation touching the structure may offer a route of entry for ants into the structure. This may allow ants to inhabit the structure without coming in contact with the treatment.

6

*(continued)*

2

3

4

2.75"

4"

**TEMPRID™ SC Insecticide**

Intended For Use by Pest Management  
Professionals and Commercial Use Only.

**ACTIVE INGREDIENT:**

Imidacloprid, 1-[(6-Chloro-3-pyridinyl)methyl]- N-nitro-2-imidazolidinimine.....	21.0%
β-Cyfluthrin, Cyano(4-fluoro-3-phenoxyphenyl) methyl 3-(2,2-dichloroethenyl)-2,2-dimethyl- cyclopropanecarboxylate .....	10.5%
<b>OTHER INGREDIENTS:</b> .....	68.5%
	100.0%

EPA Reg. No. 432-1483

EPA Est. No. 432-TX-1

**STOP - Read The Label Before Use.****Keep out of reach of children.****CAUTION****PRECAUTIONARY STATEMENTS****HAZARDS TO HUMANS AND DOMESTIC****ANIMALS****CAUTION**

Harmful if absorbed through skin. Harmful if swallowed. Causes moderate eye irritation. Avoid contact with skin, eyes or clothing. Wash thoroughly with soap and water after handling and before eating, drinking, chewing gum or using tobacco. Wear long-sleeved shirt and long pants, socks, shoes, and gloves. Remove contaminated clothing and wash before reuse.

**ENVIRONMENTAL HAZARDS**

This pesticide is extremely toxic to wildlife, fish and aquatic invertebrates. Do not apply directly to water, to areas where surface water is present or to intertidal areas below the mean high water mark. Drift and run-off from treated areas may be hazardous to aquatic organisms in neighboring areas. Do not contaminate water when disposing of equipment wash waters. Care should be used when spraying to avoid fish and reptile pets in/around ornamental ponds. This product is highly toxic to bees exposed to direct treatment or residues on blooming crops or weeds. Do not apply this product or allow it to drift to blooming crops if bees are visiting the treatment area.

**Net Contents****400ml****79523475**

79545789 090320B

**BACKED**  
by **BAYER™**



# TEMPRID™ SC

## Insecticide

Intended For Use by Pest  
Management Professionals and  
Commercial Use Only.

**ACTIVE INGREDIENT:**

Imidacloprid, 1-[(6-Chloro-3-  
pyridinyl)methyl]-N-nitro-2-  
imidazolidinimine ..... 21.0%

β- Cyfluthrin, Cyano(4-fluoro-3-  
phenoxyphenyl)methyl 3-(2,2-  
dichloroethenyl)-2,2-dimethyl-  
cyclopropanecarboxylate... 10.5%

**OTHER INGREDIENTS:** ..... 68.5%  
100.0%

EPA Reg. No. 432-1483

EPA Est. No. 432-TX-1

**STOP - Read The Label Before Use.**

**Keep out of reach of  
children.**

# CAUTION

Net Contents  
**400ml**

79523475  
79545789 090320B

**BACKED**  
by **BAYER™**

<b>FIRST AID</b>	
<b>If on skin:</b>	<ul style="list-style-type: none"> <li>• Take off contaminated clothing.</li> <li>• Rinse skin immediately with plenty of water for 15 to 20 minutes.</li> <li>• Call a poison control center or doctor for treatment advice.</li> </ul>
<b>If in eyes:</b>	<ul style="list-style-type: none"> <li>• Hold eye open and rinse slowly and gently with water for 15 to 20 minutes.</li> <li>• Remove contact lenses, if present, after the first 5 minutes, then continue rinsing eye.</li> <li>• Call a poison control center or doctor for treatment advice.</li> </ul>
<b>If swallowed:</b>	<ul style="list-style-type: none"> <li>• Call a poison control center or doctor immediately for treatment advice.</li> <li>• Have person sip a glass of water if able to swallow.</li> <li>• Do not induce vomiting unless told to do so by a poison control center or doctor.</li> <li>• Do not give anything to an unconscious person.</li> </ul>
Have the product container or label with you when calling a poison control center or doctor or going for treatment. The Bayer Environmental Science Emergency Response Telephone No. is 1-800-334-7577.	
<b>Note To Physician:</b> No specific antidote is available. Treat the patient symptomatically.	

## **PRECAUTIONARY STATEMENTS**

### **HAZARDS TO HUMANS AND DOMESTIC ANIMALS**

#### **CAUTION**

Harmful if absorbed through skin. Harmful if swallowed. Causes moderate eye irritation. Avoid contact with skin, eyes or clothing. Wash thoroughly with soap and water after handling and before eating, drinking, chewing gum or using tobacco. Wear long-sleeved shirt and long pants, socks, shoes, and gloves. Remove contaminated clothing and wash before reuse.

#### **ENVIRONMENTAL HAZARDS**



This pesticide is extremely toxic to wildlife, fish and aquatic invertebrates. Do not apply directly to water, to areas where surface water is present or to intertidal areas below the mean high water mark. Drift and run-off from treated areas may be hazardous to aquatic organisms in neighboring areas. Do not contaminate water when disposing of equipment wash waters. Care should be used when spraying to avoid fish and reptile pets in/around ornamental ponds. This product is highly toxic to bees exposed to direct treatment or residues on blooming crops or weeds. Do not apply this product or allow it to drift to blooming crops if bees are visiting the treatment area.

**NOTE:** Not for Sale, Use, or Distribution in or into Nassau, Suffolk, Queens or King Counties, New York.

<b>PRO FACTS</b>	
<ul style="list-style-type: none"> <li>• <b>Two modes of action</b></li> <li>• <b>Contact activity &amp; systemic action</b></li> <li>• <b>Quick knockdown &amp; residual control</b></li> <li>• <b>Low odor</b></li> <li>• <b>Non-staining</b></li> <li>• <b>No phytotoxicity on a wide range of ornamentals</b></li> </ul>	
<b>Temprid™ SC Insecticide</b>	<ul style="list-style-type: none"> <li>• Temprid SC Insecticide is a suspension concentrate formulation of two insecticide active ingredients, imidacloprid and <math>\beta</math>-cyfluthrin. One gallon of this product contains 2 lbs of imidacloprid and 1 lb of <math>\beta</math>-cyfluthrin.</li> <li>• Shake well before using.</li> </ul>

*continued*

### PRO FACTS (Cont)

<b>Controls</b>	<ul style="list-style-type: none"><li>• Indoor or General Household Pests</li><li>• Outdoor/Perimeter Pests</li><li>• Wood-Infesting Pests</li></ul> <i>For list of specific insects, see inside.</i>
<b>Where To Apply</b>	Apply where pests have been seen or found, or can find shelter. <ul style="list-style-type: none"><li>• In and around buildings and structures</li><li>• On established landscape ornamentals around residential and commercial properties</li></ul>
<b>Dilution Rates</b>	<ul style="list-style-type: none"><li>• When 0.27 fl oz (8 milliliters) is diluted in one gal of water, the combined active ingredient concentration (0.075%) contains 0.05% imidacloprid and 0.025% <math>\beta</math>-cyfluthrin.</li><li>• When 0.54 fl oz (16 milliliters) is diluted in one gal of water, the combined active ingredient concentration (0.15%) contains 0.10% imidacloprid and 0.05% <math>\beta</math>-cyfluthrin.</li></ul>
<b>Mixing Information</b>	<ul style="list-style-type: none"><li>• Mix the appropriate amount of Temprid SC Insecticide with water.</li><li>• Add product when filling spray tank with water; shake or agitate mixture.</li><li>• Diluted spray mixture can be stored overnight. Agitate before using.</li></ul>
<b>How To Apply</b>	<ul style="list-style-type: none"><li>• General surface (outdoors only), spot treatment, and void injections by mist, foam or crack &amp; crevice sprays.</li><li>• Foliar application to established landscape ornamentals.</li></ul>
<b>Re-Apply</b>	<ul style="list-style-type: none"><li>• Every 7 to 10 days, if needed.</li></ul>
<b>Re-Entry</b> 	<ul style="list-style-type: none"><li>• Avoid contact with treated surfaces until dry.</li><li>• People and pets may re-enter after the treated area is dry.</li></ul>
<b>Questions</b> 	For questions or comments, call toll-free 1-800-331-2867

### DIRECTIONS FOR USE

It is a violation of Federal law to use this product in a manner inconsistent with its labeling.

**Do not formulate this product into other end-use products.**

### INDOOR PESTS

#### FOR RESIDUAL PEST CONTROL IN BUILDINGS, STRUCTURES, AND MODES OF TRANSPORT

Use Temprid SC Insecticide as a spot spray or crack and crevice treatments inside buildings and structures. This includes schools, factories, stores, warehouses, hospitals, food processing facilities (non food/feed areas), and modes of transport. For a list of common facilities where this product may be used, see Appendix.

*continued*

<b>INDOOR PESTS</b> <i>(Cont)</i>				
Ants (excluding Pharaoh's ant)	Cockroaches	Gnats	Multicolored Asian lady beetles	Spiders (excluding brown recluse spiders)
Boxelder bugs	Crickets	Hide beetles	Phorid flies	Wasps
Carpet beetles	Darkling beetles	Hornets	Pill bugs	Yellow jackets
Centipedes	Dermestids	House fly	Sciarid flies (fungus gnats)	
Clothes moths	Earwigs	Leather beetles	Silverfish	
Clover mites	Elm leaf beetles	Midges	Sow bugs	
Cluster fly	Firebrats	Millipedes		
	Fruit flies	Moths		

<b>Where To Apply</b>	<ul style="list-style-type: none"> <li>• Treat where pests have been seen or found, or can find shelter.</li> <li>• Use only as a spot spray or crack and crevice or void treatments inside buildings and structures.</li> <li>• Treat entry points such as around water pipes, doors, windows, and eaves.</li> <li>• Treat areas where pests normally feed or hide such as baseboards, corners, around water pipes, behind or under refrigerators, cabinets, sinks, and stoves.</li> <li>• Mist or foam applications can be made behind veneers, piers, and chimney bases, into rubble foundations, into block voids or structural voids, wall voids, under slabs, stoops, porches, or to the soil in crawlspaces, and other similar voids.</li> <li>• Spot treat floor or rugs beneath furniture, in closets, and storage areas, but do not apply to entire floor area.</li> </ul>
<b>Use Rate</b>	<ul style="list-style-type: none"> <li>• 0.075% -- 0.27 fl oz (8 milliliters) per gallon of water</li> <li>• 0.15% -- 0.54 fl oz (16 milliliters) per gallon of water</li> <li>• Use high rate for severe infestations, faster knockdown, and longer residual.</li> </ul>
<b>How To Apply</b> (also see Application For Indoor Pests)	<ul style="list-style-type: none"> <li>• Remove or tightly cover fish tanks and disconnect aerators during application.</li> <li>• Keep people and pets away from sites of application until treated surfaces are completely dry.</li> <li>• Avoid contact with treated surfaces until dry.</li> <li>• When treating overhead areas, wear safety glasses, goggles, or face shield and a dust/mist respirator.</li> </ul> <p><u>Spot Applications</u></p> <ul style="list-style-type: none"> <li>• Use a low-pressure system, (do not exceed 50 psi at nozzle tip) with a fan-type nozzle to apply the dilution uniformly.</li> <li>• In the home, all food processing surfaces and utensils should be covered or thoroughly washed following treatment. Cover exposed food or remove from area being treated.</li> </ul> <p><u>Spray, Mist, or Foam Crack and Crevice or Void Applications</u></p> <ul style="list-style-type: none"> <li>• Spray, mist or foam directly into cracks and crevices or voids where pests or their nests are present. Apply the volume of spray, mist or foam sufficient to cover the area.</li> <li>• <u>Spray</u>: Use a low-pressure system, (do not exceed 50 psi at nozzle tip) with a pinpoint, or variable pattern nozzle, or applicator equipment that delivers low volume treatments.</li> <li>• <u>Mist</u>: Use appropriate mist generating equipment. Do not allow mist to drift out of void spaces</li> </ul>

<b>How To Apply</b> (Cont)	into commonly occupied areas of the structure. <ul style="list-style-type: none"> <li>• <b>Foam:</b> Use appropriate foam generating equipment to supply a sufficient volume of foam. Mix the dilution with manufacturer's recommended volume of foaming agent.</li> </ul>
<b>When To Apply</b>	<ul style="list-style-type: none"> <li>• When pests are seen or found</li> <li>• Re-apply every 7 to 10 days if needed.</li> </ul>
<b>Restrictions</b>	<ul style="list-style-type: none"> <li>• Do not apply in food/feed areas of food and feed handling establishments.</li> <li>• Do not apply broadcast treatments to floors or floor coverings.</li> <li>• Do not apply in hospital and/or nursing home rooms while they are occupied.</li> <li>• Do not apply in classrooms while they are occupied.</li> <li>• Do not apply as a space spray.</li> <li>• Do not allow excessive dripping or run-off to occur from vertical or overhead surfaces.</li> <li>• Do not apply where electrical short circuits can occur; use a dust or dry bait in these areas.</li> <li>• Do not apply to furniture or upholstery where prolonged contact with humans will occur.</li> </ul>

### APPLICATION FOR INDOOR PESTS

<b>Crawling Insects</b> Cockroaches, Crickets, Silverfish, Spiders (excluding brown recluse spiders, and other listed pests)	Use a coarse, low-pressure spray (do not exceed 50 psi at nozzle tip). Treat entry points such as around water pipes, doors, windows, and eaves. Treat areas where pests normally feed or hide such as baseboards, corners, around water pipes, under refrigerators, cabinets, sinks, and stoves, being sure to spray cracks & crevices. Spot treat floor or rugs beneath furniture, in closets, and storage areas, but do not apply to entire floor area.
<b>Ants</b> (excluding Pharaoh's ant)	Apply to ant trails on walls, tile, baseboards, around pipes, under cabinets, and other places where ants are active. Treat entry points such as windows, doors or sites where utilities enter the structure; also see directions for use in Outdoor/Perimeter Pests section. Treat nests when possible.
<b>Listed Flying Insects</b>	Apply to surfaces where pests collect or rest.

### OUTDOOR/PERIMETER PESTS

Ants (excluding Pharaoh's ant)	Clover mites	Gnats	Moths	Spiders (excluding brown recluse spiders)
Boxelder bugs	Crickets	Ground beetles	Multicolored Asian lady beetle	Springtails
Carpenter ants	Earwigs	Hornets	Pill bugs	Ticks
Centipedes	Elm leaf beetle	House flies	Scorpions	Wasps
Cockroaches	Fire ants	Midges	Silverfish	Yellow jackets
Cluster fly	Firebrats	Millipedes	Sow bugs	
	Fleas	Mosquitoes		
<b>Where To Apply</b>	<ul style="list-style-type: none"> <li>• Apply to surfaces on buildings, porches, patios and other structures, around doors and windows, eaves and attic vents, utility entry points, soffit areas and other exterior openings (including</li> </ul>			



<b>OUTDOOR/PERIMETER PESTS (Cont)</b>	
<b>Where To Apply</b> (Cont)	<p>foundation cracks or drilled holes) where these pests enter the structure or where they have been seen or found, or can find shelter.</p> <ul style="list-style-type: none"> <li>• To prevent infestation, treat the outside of the structure, to include walls (to a height of 2 to 3 feet), around doors, windows, and soffits where pests are active or may enter or hide. Treat the soil, turf or other ground covering adjacent to the structure (in a band up to 10 feet wide) where pests are seen, have been found, or can find shelter.</li> <li>• In ant management programs, apply to flower, shrub or ornamental plant beds where ants may find food or forage.</li> </ul>
<b>Use Rate</b>	<ul style="list-style-type: none"> <li>• 0.075% -- 0.27 fl oz (8 milliliters) per gal of water</li> <li>• 0.15% -- 0.54 fl oz (16 milliliters) per gal of water</li> <li>• Always use the 0.15% rate for fire ants, hornets, wasps and yellow jackets.</li> </ul>
<b>How To Apply</b> (also see Applications For Outdoor/ Perimeter Pests)	<ul style="list-style-type: none"> <li>• Apply enough dilution to adequately cover the area without excessive dripping or run-off. Volume can vary depending on the surface type treated. For example, mulch requires more spray than bare soil.</li> <li>• For high volume applications, Temprid SC Insecticide may be diluted at lower concentrations and applied in greater volumes of water.</li> <li>• When treating overhead areas, wear safety glasses, goggles, or face shield and a dust/mist respirator.</li> <li>• Avoid contact with treated surfaces until dry.</li> </ul>
<b>When To Apply</b>	<ul style="list-style-type: none"> <li>• When pests are seen or found</li> <li>• Re-apply every 7 to 10 days if needed.</li> </ul>

<b>APPLICATION FOR OUTDOOR/PERIMETER PESTS</b>	
<b>Ants</b> (excluding Pharaoh's ant)	<p>Locate and treat ant nests, if possible. Follow trails of foraging workers, check under objects near the structure, and inspect other likely nest sites. If ants are nesting in the soil, thoroughly drench or inject the nest and surrounding soil. Treat ant trails around windows and doors, along sidewalks, or other areas where seen. Apply a perimeter treatment as described above.</p> <p>Temprid SC Insecticide contains a systemic insecticide (imidacloprid), so foliar application to landscape ornamentals provide locally systemic control of aphids, scale insects, and other plant-sucking insects and limit the production of honeydew (an important food source for ant populations). Apply a very light mist of the dilute spray, and do not allow excess run-off. Treat thoroughly for good coverage including the underside of leaves as these pests often feed or rest there.</p> <p><u>Aerial Nests:</u> If ant nests are located in tree hollows or non-structural wooden construction (e.g.; posts, fences, decks) treat the interior cavity and/or the nest site by injecting a spray, mist, or sufficient volume of foam.</p> <p>It is recommended to remove or prune away any shrubbery, bushes, and tree branches touching the structure. Vegetation touching the structure may offer a route of entry for ants into the structure. This may allow ants to inhabit the structure without coming in contact with the treatment.</p>

## APPLICATION FOR OUTDOOR/PERIMETER PESTS (Cont)

<b>Hornets, wasps, and yellow jackets</b>	Use Rate: 0.15% - - 0.54 fl oz (16 milliliters) of Temprid SC Insecticide per gal of water. Make pin stream applications directly to the nests. To help avoid stings treat nests in the evening when the insects are inside the nest. Remove and destroy treated nests to prevent emergence of newly hatched insects. If removal is not possible, retreat nests if necessary.
<b>Occasional invaders</b> Boxelder bugs, elm leaf beetle, and other listed pests	Apply directly to insects that have congregated around doors and windows and similar areas where they may enter structures. Apply perimeter treatment as described above. For best results, treat infested trees and shrubs early in the season. Tree spraying may require ornamental license – check with your local regulator.
<b>Centipedes, millipedes, pill bugs, sow bugs, spring-tails, etc.</b>	Apply perimeter treatment to reduce the number of insects from entering the structure. Thoroughly treat mulched areas. Correcting moisture problems around the structure will reduce pest pressure.
<b>Fire Ants</b>	Use Rate: 0.15% - - 0.54 fl oz (16 milliliters) of Temprid SC Insecticide per gal of water. Thoroughly drench or inject the entire mound. When using injection treatment, you must treat the bottom of the mound. Apply dilution or foam using a downward and upward motion of the injector tool. For complete distribution, inject in several points throughout the mound. Treat new mounds as they appear. <ul style="list-style-type: none"> <li>• <b>Do not</b> use in pastures or areas of food crop production.</li> </ul>
<b>Fleas &amp; ticks</b> (Including ticks that may transmit Lyme Disease and Rocky Mountain Spotted fever)	For ticks, treat likely harborage areas like along paths, tall grass and other vegetation. For fleas, concentrate treatments in areas where pets are known to rest, as these areas are larval breeding hot spots. Treat the entire area where these pests could be present. Fleas and ticks may be re-introduced from surrounding areas by host animals.
<b>House flies and Cluster flies</b>	Apply low-volume mist or spray to outside surfaces of buildings, porches, patios, garages, fences, and other areas where house flies rest. Cluster flies: Treat in late summer or fall, just before cluster flies begin looking for winter shelter. Spray siding, eaves, around windows and doors, window screens, and attics. To help reduce infestations, treat cracks and crevices, attics and other indoor winter hiding places.
<b>Mosquitoes</b>	Treat with spray or mist around landscape plants, turf and ground cover, under decks, around building foundations and other places where mosquitoes may rest.
<b>Scorpions</b>	Treat around piles of firewood and other areas where scorpions may hide. When possible, remove piles of materials that can harbor the pests. Apply a perimeter treatment. Do not treat firewood with this product.

## WOOD-INFESTING PESTS

Drywood termites	Beetles (con't)	Beetles (con't)	Carpenter ants
Beetles	- False powderpost	- Ambrosia beetles	
- Lyctid or powder post	- Old house borers	- Bark beetles	Carpenter bees
- Anobiid or deathwatch	- Wharf borers		
<b>Where To Apply</b>	<ul style="list-style-type: none"> <li>• For treatment of wood infested with, or subject to infestation by, wood-infesting pests</li> <li>• Apply where pests have been seen or found, or can find shelter.</li> </ul>		
<b>Use Rate</b>	• 0.075% -- 0.27 fl oz (8 milliliters) of Temprid SC Insecticide per gal of water.		
<b>How To Apply</b> (also see Application section)	<ul style="list-style-type: none"> <li>• Apply spray or foam as described in application section.</li> <li>• Treatment dilutions may also be applied to wood surfaces by paint brush or rollers.</li> <li>• Avoid contact with treated surfaces until dry.</li> </ul>		
<b>When To Apply</b>	<ul style="list-style-type: none"> <li>• When pests are seen or found.</li> <li>• Re-apply every 7 to 10 days if needed.</li> </ul>		
<b>Foam Applications</b>	• Mix end-use dilution with manufacturer's recommended volume of foaming agent.		

## APPLICATION FOR WOOD-INFESTING PESTS

<b>Drywood termites &amp; wood-infesting beetles</b>	<p><u>Galleries and structure voids:</u> Treat by applying sprays, mists, or foams. Locate galleries by using visual signs (frass or pellets, blistered wood, emergence or clean out holes), the presence of live insects, mechanical sounding techniques, or listening devices (e.g., stethoscopes, acoustic emission detectors). Penetrate the gallery system by drilling holes to receive the injector tip or treatment tool. Distribute drill holes to adequately cover the gallery system. Apply as a low pressure spray (do not exceed 50 psi at nozzle tip) or by misting or, where appropriate, by foaming. It is not necessary to treat to the point where runoff is detected from adjacent holes.</p> <ul style="list-style-type: none"> <li>• Avoid drilling where electrical wiring, plumbing lines, etc. are located.</li> <li>• Do not apply where electrical shock hazards exist.</li> <li>• Drill holes in commonly occupied areas must be sealed after treatment.</li> </ul> <p><u>Wood surfaces:</u> Treat by spray or mist or, where appropriate, foam applications. For inaccessible surfaces, drill and treat the interior of structural voids. Surfaces treated may include exposed wooden surfaces in crawlspaces, basements, or attics, wooden exterior surfaces such as decks, fencing, or siding, structural voids, channels in damaged wood, in spaces between wooden members of a structure, and junctions between wood and foundations. Apply by brushing or as a coarse, low pressure spray (do not exceed 50 psi at nozzle tip) to the wood surface; apply sufficient volume to cover the surface to the point of wetness, but avoid applying to the point of runoff.</p> <p>When spraying wood surfaces overhead in living areas, cover surfaces below the treated area with plastic sheeting or similar material. Avoid contact with treated surfaces until spray deposits have dried.</p>
--	---

## APPLICATION FOR WOOD-INFESTING PESTS (Cont)

<b>Carpenter ants</b>	<p><u>Homes and other structures:</u> Apply around doors and windows and other places where carpenter ants may enter. Spray or foam into cracks &amp; crevices, or spray, mist or foam through small drilled holes into voids where ants or nests are present. Use enough spray or foam to cover the area.</p> <p>Inside trees, utility poles, fencing and decking materials and similar structural members, drill to find the interior infested cavity and inject spray, mist or foam using a treatment tool with a splashback guard.</p> <p><u>Tunneling in soil:</u> Apply as a soil drench or inject the dilution or foam in the soil at intervals of 8 to 12 inches. Use 1 gal of dilution per 8 sq ft. Treat along the edge of walls, driveways or other hard surfaces where ants are tunneling beneath the surface.</p> <p><u>Protecting firewood from carpenter ants:</u> Treat soil beneath firewood before stacking at 1 gal of dilution per 8 sq ft.</p> <p>• <b>Do not</b> treat firewood with this product.</p> <p>It is recommended to remove or prune away any shrubbery, bushes, and tree branches touching the structure. Vegetation touching the structure may offer a route of entry for ants into the structure. This may allow ants to inhabit the structure without coming in contact with the treatment.</p>
<b>Carpenter bees</b>	<p><u>In or on structures:</u> Apply as a spray or mist, or sufficient volume of foam, directly into gallery entrance holes. Leave entrance open to be sure that returning adult bees are killed.</p> <p>When there is no longer any insect activity, the entrance hole may be sealed with a suitable sealant.</p> <p>Exterior wood surfaces may be treated by general surface application to prevent nest cavity excavation by adult carpenter bees.</p>

## STORAGE AND DISPOSAL

Do not contaminate water, food or feed by storage or disposal.	
<b>PESTICIDE STORAGE</b>	Mix as needed. Store in original container in a secured dry storage area. Avoid extremes in temperatures. Prevent cross-contamination with other pesticides and fertilizers. If the container is leaking and/or material is spilled, on floor or paved surfaces, absorb on sawdust or other commercially available absorbing material, sweep up and remove to chemical waste area for your disposal. Concentrate is stable at normal storage temperatures.
<b>PESTICIDE DISPOSAL</b>	Wastes resulting from the use of this product may be disposed of on site or at an approved waste disposal facility.
<b>CONTAINER DISPOSAL</b>	Non-refillable container. Do not reuse or refill this container. Offer for recycling, if available. Triple rinse container (or equivalent) promptly after emptying. Triple rinse as follows: Empty the remaining contents into application equipment or a mix tank and drain for 10 seconds after the flow begins to drip. Fill the container 1/4 full with water and recap. Shake for 10 seconds. Pour rinsate into application equipment or a mix tank or store rinsate for later use or disposal. Drain for 10 seconds after the flow begins to drip. Repeat this procedure two more times. If recycling is not available, puncture and dispose of in a sanitary landfill or by incineration, or if allowed by state and local authorities, by burning. If burned stay out of smoke. If partly filled: Call your local solid waste agency for disposal instructions. Never place unused product down any indoor or outdoor drain.

## APPENDIX

**Use Temprid SC Insecticide as a general surface (outdoors only), spot, mist, or crack and crevice treatment. Permitted areas of use include the following buildings, structures, and modes of transport:**

- |  |                                 |                                     |
|--|---------------------------------|-------------------------------------|
| • apartment buildings                          | • granaries*                    | • pickle factories*                 |
| • bakeries*                                    | • greenhouses (structures only) | • poultry houses                    |
| • bottling facilities*                         | • hospitals*                    | • processing and packing plants*    |
| • breweries*                                   | • hotels                        | • restaurants*                      |
| • buses  | • houses                        | • schools*                          |
| • cafeterias*                                  | • industrial buildings          | • spice plants*                     |
| • candy plants*                                | • kitchens*                     | • stores                            |
| • cereal processing and manufacturing plants*  | • laboratories                  | • warehouses                        |
| • correctional facilities,                     | • livestock housing             | • wineries and similar structures*  |
| • dairies and dairy product processing plants* | • pet kennels                   | • transportation vessels such as    |
| • frozen food plants*                          | • manufacturing establishments  | buses, trucks, trailers, rail cars, |
| • grain mills*                                 | • mausoleums                    | and marine vessels                  |
|  | • meat and produce canneries*   |                                     |
|  | • nursing homes*                |                                     |

For indoor applications at these sites (\*), observe the following restrictions:

- Do not apply in food/feed areas of food and feed handling establishments.
- Do not apply broadcast treatments to floors or floor coverings.
- Do not apply in hospital and/or nursing home rooms while they are occupied.
- Do not apply in classrooms while they are occupied.
- Do not apply as a space spray.
- Do not allow excessive dripping or run-off to occur from vertical or overhead surfaces.
- Do not apply where electrical short circuits can occur; use a dust or dry bait in these areas.
- Do not apply to furniture or upholstery where prolonged contact with humans will occur.

### IMPORTANT: READ BEFORE USE

Read the entire Directions for Use, Conditions, Disclaimer of Warranties and Limitations of Liability before using this product. If terms are not acceptable, return the unopened product container at once.

By using this product, user or buyer accepts the following Conditions, Disclaimer of Warranties and Limitations of Liability.



Produced for:

**Bayer Environmental Science**

A Business Group of Bayer CropScience LP

2 T. W. Alexander Drive

Research Triangle Park, NC 27709

**CONDITIONS:** The directions for use of this product are believed to be adequate and must be followed carefully. However, it is impossible to eliminate all risks associated with the use of this product. Crop injury, ineffectiveness or other unintended consequences may result because of such factors as weather conditions, presence of other materials, or the manner of use or application, all of which are beyond the control of Bayer CropScience LP. All such risks shall be assumed by the user or buyer.

**DISCLAIMER OF WARRANTIES:** TO THE EXTENT CONSISTENT WITH APPLICABLE LAW, BAYER CROPSCIENCE LP MAKES NO OTHER WARRANTIES, EXPRESS OR IMPLIED, OF MERCHANTABILITY OR OF FITNESS FOR A PARTICULAR PURPOSE OR OTHERWISE, THAT EXTEND BEYOND THE STATEMENTS MADE ON THIS LABEL. No agent of Bayer CropScience LP is authorized to make any warranties beyond those contained herein or to modify the warranties contained herein. TO THE EXTENT CONSISTENT WITH APPLICABLE LAW, BAYER CROPSCIENCE LP DISCLAIMS ANY LIABILITY WHATSOEVER FOR SPECIAL, INCIDENTAL OR CONSEQUENTIAL DAMAGES RESULTING FROM THE USE OR HANDLING OF THIS PRODUCT.

**LIMITATIONS OF LIABILITY:** TO THE EXTENT CONSISTENT WITH APPLICABLE LAW, THE EXCLUSIVE REMEDY OF THE USER OR BUYER FOR ANY AND ALL LOSSES, INJURIES OR DAMAGES RESULTING FROM THE USE OR HANDLING OF THIS PRODUCT, WHETHER IN CONTRACT, WARRANTY, TORT, NEGLIGENCE, STRICT LIABILITY OR OTHERWISE, SHALL NOT EXCEED THE PURCHASE PRICE PAID, OR AT BAYER CROPSCIENCE LP'S ELECTION, THE REPLACEMENT OF PRODUCT.

Bayer (reg'd), the Bayer Cross (reg'd), Temprid™ and Backed by Bayer™ are trademarks of Bayer.

2.75"

4"

**TEMPRID™ SC Insecticide**

Intended For Use by Pest Management  
Professionals and Commercial Use Only.

**ACTIVE INGREDIENT:**

Imidacloprid, 1-[(6-Chloro-3-pyridinyl)methyl]- <i>N</i> -nitro-2-imidazolidinimine.....	21.0%
β- Cyfluthrin, Cyano(4-fluoro-3-phenoxyphenyl) methyl 3-(2,2-dichloroethenyl)-2,2-dimethyl- cyclopropanecarboxylate .....	10.5%
<b>OTHER INGREDIENTS:</b> .....	68.5%
	100.0%

EPA Reg. No. 432-1483

EPA Est. No. 432-TX-1

**STOP - Read The Label Before Use.****Keep out of reach of children.****CAUTION****PRECAUTIONARY STATEMENTS****HAZARDS TO HUMANS AND DOMESTIC****ANIMALS****CAUTION**

Harmful if absorbed through skin. Harmful if swallowed. Causes moderate eye irritation. Avoid contact with skin, eyes or clothing. Wash thoroughly with soap and water after handling and before eating, drinking, chewing gum or using tobacco. Wear long-sleeved shirt and long pants, socks, shoes, and gloves. Remove contaminated clothing and wash before reuse.

**ENVIRONMENTAL HAZARDS**

This pesticide is extremely toxic to wildlife, fish and aquatic invertebrates. Do not apply directly to water, to areas where surface water is present or to intertidal areas below the mean high water mark. Drift and run-off from treated areas may be hazardous to aquatic organisms in neighboring areas. Do not contaminate water when disposing of equipment wash waters. Care should be used when spraying to avoid fish and reptile pets in/around ornamental ponds. This product is highly toxic to bees exposed to direct treatment or residues on blooming crops or weeds. Do not apply this product or allow it to drift to blooming crops if bees are visiting the treatment area.

**Net Contents****400ml****79523475**

79545789 090320B

**BACKED**  
by **BAYER™**